

# Pre-Production Planning Document (MONTAGE)

## GENERAL INFO

1. **Your Name:** \_\_\_\_\_ Nicole Calabrese \_\_\_\_\_
2. **PROJECT:** Montage of a place \_\_\_\_\_

## CREATIVE BRIEF

1. What must it be?

A montage of fall that captures the beauty, serenity, and transformation of the autumn season. The video will explore the changing colors of nature, cozy moments, and the quiet shifts that occur during fall, inviting viewers to reflect on the season.

2. Who is it for?

This montage is intended for general audiences, especially those who enjoy the autumn season. It could be used for a lifestyle brand or for social media content that celebrates the beauty of fall.

3. How long must it be?

1-2 minutes.

4. What is your objective with the piece?

The objective of this piece is to convey the experience of fall, including the colors, smells, sounds, and the feelings associated with autumn. The goal is to show viewers the seasonal change and create a mood of reflection, warmth, and nostalgia.

5. When is it due?

November 17<sup>th</sup> at 11:59 pm.

6. What is the overall idea?

The montage will highlight the visual, emotional, and sensory experience of fall—showing the transformation of nature, seasonal activities, and the cozy moments that accompany cooler weather. Through a series of different shots, it will show fall as a time of change, quiet beauty, and personal reflection.

7. What is the storyline summary?

The montage opens with the first signs of fall: leaves changing color, crisp air, and the first hints of autumn in the landscape. As the video progresses, we see close-ups of leaves falling, a cozy moment like fire crackling, and outdoor activities. The piece closes with a peaceful evening shot of a warm sunset, capturing the calm, reflective mood of fall.

8. Elevator pitch:

"Experience the essence of fall. Peaceful moments and cozy scenes of autumn—from golden leaves to the joy of a fall evening spent with loved ones. It's the perfect reflection of the season's beauty."

9. Tagline:

"Fall into the beauty of change."

10. Look and feel description (including "pacing"):

The look will be warm and inviting, with an emphasis on vivid autumn colors (golden yellows, deep reds, earthy browns). The pacing should be a mix of slow, reflective shots (e.g., leaves falling, sunset, a fire) and slightly quicker cuts for moments of activity (e.g., jumping into piles of leaves, sipping hot drinks).

## QUESTIONS / NOTES

### SUBJECT:

1. Why did you choose this location?

Locations will be chosen to capture the essence of autumn in its most natural and cozy form. At home, in the backyard, in the woods, and even a farm to showcase the fall foliage.

2. Location ideas:

Home: Cozy feel with the fireplace being featured and blankets

Farm: Animals and landscape is associated with fall

Backyard/Woods: Nostalgic feeling of playing in the woods while growing up

### NARRATION/HOST:

3. Who will lead us through the piece?

The narrator will lead the audience through the piece in a calm soothing voice.

4. Narration ideas:

This montage will feature the poem "Nothing Gold Can Stay" by Robert Frost.

*"Nature's first green is gold,  
Her hardest hue to hold.  
Her early leaf's a flower;  
But only so an hour.  
Then leaf subsides to leaf.  
So Eden sank to grief,*

*So dawn goes down to day.  
Nothing gold can stay."*

The voiceover will begin in the middle of the montage, just as the first signs of fall's beauty are being introduced, and will continue until the closing scenes.

#### **MUSIC:**

1. What is the overall "mood" and "feel" of the piece?

The music should evoke warmth, nostalgia, and serenity. It will start softly, reflecting the peacefulness of fall, and build subtly as we move through the montage to evoke the vibrant energy of the season before returning to a calm, peaceful ending.

2. Music track ideas:

- Acoustic guitar or piano-based instrumental music with light percussion.
- A folk or indie instrumental track that starts slow and quiet, then builds with rhythm.

#### **AMBIENT AUDIO:**

1. What is the "location" of the piece? If we close our eyes, where should we imagine that we are?

The viewer should imagine themselves outdoors at home during autumn—hearing the rustling of leaves, the soft crunch of footsteps on the ground, and the wind gently moving through the trees. Alternatively, they should picture being inside a cozy home, sipping a warm drink as the autumn winds blow outside.

2. Ambient audio ideas:

- The sound of leaves rustling in the wind.
- Crunching leaves underfoot.
- Birdsong or distant sounds of nature (soft wind, a faint stream, or river in the background).
- The crackling of a fire or the clink of a mug in a cozy indoor scene.

#### **SOUND EFFECTS:**

1. What sound effects (SFX) would help tell this story? Why?

- Wind and leaves crunching are key to setting the autumn scene. They evoke the feel of the season, emphasizing the natural world's transformation.
- Fire crackling or the pouring of a drink can add warmth to indoor scenes, reinforcing the coziness of fall.
- Footsteps or the sound of apples or pumpkins being picked would enhance the seasonal activities.

2. SFX ideas:

- SFX of leaves falling (light rustling, occasional thuds as they hit the ground).
- Crackling fire in the background of indoor scenes.
- Birds chirping or wind gusts to set the atmosphere in outdoor shots.

**PERMISSIONS:**

1. Am I allowed to film here? Do I need permission and/or a permit?

No permission or permit is necessary to film.

2. Will any people be in my shots? Do I need permission and/or release forms?

No permission for forms is necessary, the producer may be featured in shots.

**GENERAL:**

1. What gear do I need to pack and bring with me for the shoot? Film gear, sunscreen, water, etc.

Tripod, camera, and water.

2. How will I transport everything and keep it safe?

Store gear in a safe box or bag. Plan for easy access to the gear during outdoor shoots.

3. Are there any potential hazards or complications at this location?

Outdoor locations might have uneven terrain or slippery surfaces/leaves. Be cautious of weather conditions—early morning shoots might involve fog or cold temperatures. Additionally, lighting could be difficult to work with during sunset.


# SCRIPT

**Name:** Nicole Calabrese


**Title:** Fall Into the Beauty of Change

VIDEO	AUDIO
EXT. FARM LANDSCAPE - DAY	(Begin music - few seconds) (Fade music to background level)
WS Farm shot, light is shining on the fields	(Fade in ambient audio - wind rustling, birds chirping)
MS Farm shot, Animals roaming around	VOICE OVER: "Nature's first green is gold, Her hardest hue to hold."
ECU Fall foliage, shallow depth of field	SFX: Leaves rustling in the breeze
MS Dog running through the yard, low angle	VOICE OVER: "Her early leaf's a flower; But only so an hour..."
CU Cozy fire, color balance - warm firelight contrasts with the cooler shadows	SFX: Crunching leaves, dog barking
WS path leading up to the front porch, leading lines	VOICE OVER: "Then leaf subsides to leaf..."
CU feet crunching under leaves, shallow depth of field	SFX: Crackling fire
WS sitting on the front steps sipping a fall drink, centered in the frame	VOICE OVER: "So Eden sank to grief..."
MS Dog lying in the grass, low-angle	SFX: Wind rustling
CU s'mores being roasted over a fire	VOICE OVER: "So dawn goes down to day..."
WS Backyard, the sun is beginning to set, rule of thirds	SFX: Crunching leaves
WS Trees, shallow depth of field, angled towards the sky looking up at the leaves	VOICE OVER: "Nothing gold can stay..."
	SFX: Birds chirping
	(Fade music up) (Fade music and ambient out)


## STORYBOARDS



WS Farm shot,  
light shining on  
fields




MS Farm shot,  
animals roaming  
around




ECU Fall foliage,  
shallow depth of  
field



MS Dog running  
through field, low angle




CU cozy fire,  
Color balance —  
warm firelight  
Contrasts with  
cooler shadows




WS path leading  
up to front  
porch — leading  
lines




CW Feet clunching  
under leaves,  
Shallow depth  
of field.



WS sitting on  
front steps, drinking  
a tall drink,  
centered in frame




MS dog laying in  
grass, low angle



CU Smores  
being roasted  
over a fire



WS Backyard  
Sun is beginning to  
set, we are thirds



WS Trees, shallow  
depth of field,  
angled towards  
sky looking up  
at the trees

